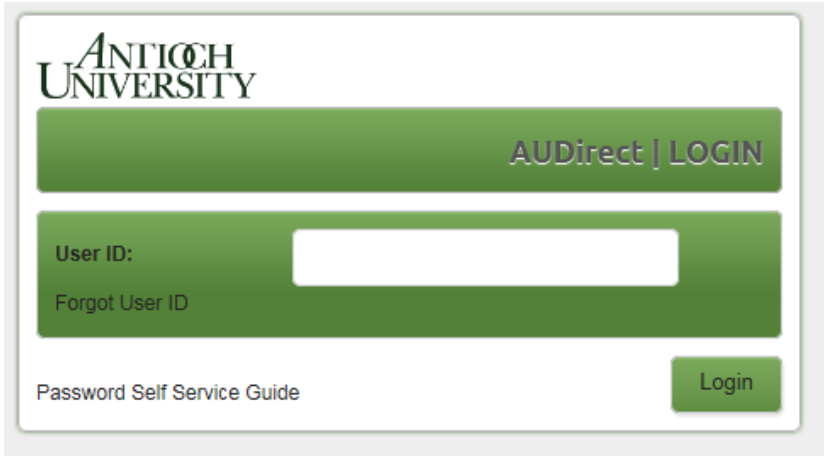


HOW TO APPROVE/REJECT YOUR FINANCIAL AID OFFER

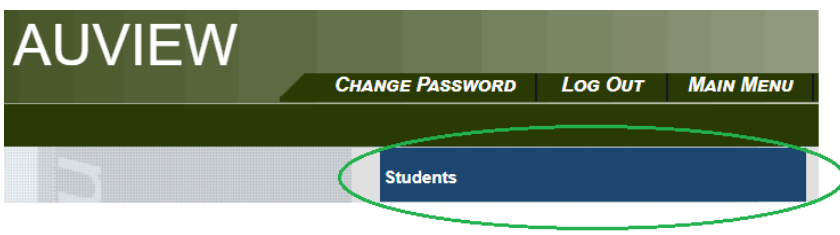
Step 1: Using you AUeID, login to <https://audirect.antioch.edu/>



Step 2: On your AUDirect homescreen, click on the “AU View” button (under the “Services” menu):



Step 3: At the AU VIEW Home Screen, Select the “Students” menu:



Step 4: Select “View Financial Aid Status and Checklist”

CURRENT STUDENTS

Admission Information
[Student Intent to Enroll](#)


Financial Information
[View Account and Make Payments](#)
[View My 1098-T Forms](#)
[1098 Electronic Consent](#)
[Non-Payroll Bank Information](#)


Financial Aid
[View My 1098-T Forms](#)
[View Financial Aid Status and Checklist](#)

Step 5: Select the current/appropriate award year from the drop-down menu:

Select an Award Year: 2021/2022 Academic Year ▼

Step 6: Click the link to “Review and Accept Your Financial Aid Award Package”

 **Your Financial Aid Package is now ready!**
Your financial aid award package is now ready for your review and acceptance.
[Review and accept your Financial Aid Award Package](#)

 **Average Aid Package**
No Average Aid Package is available at this time.



Checklist		
✓	Completed	Submit a Free Application for Federal Student Aid (FAFSA)
✓	Completed	Complete required documents
✓	Completed	Your application is being reviewed by the Financial Aid Office
⚠	Action Needed	Review and accept your Financial Aid Award Package

Resources
Helpful Links
FAFSA Application
Entrance Counseling
Master Promissory Note

Step 7: Accept or decline the offered aid

You have the following Awards

Your award package assumes you will be enrolled full-time. If you enroll less than full-time, the financial aid you actually receive may be less than what is stated here. Please contact your Financial Aid counselor if you have questions about your enrollment status.

 \$15,000.00						
Award	Status	Total Awarded Amount	Summer Quarter 2018	Fall Quarter 2018	Winter Quarter 2019	Spring Quarter 2019
Federal Work-Study Accept or Decline	Pending	\$10,000.00	\$2,500.00	\$2,500.00	\$2,500.00	\$2,500.00
Berglund Family Scholarship Accept or Decline	Pending	\$1,250.00	\$0.00	\$1,250.00	\$1,250.00	\$1,250.00
 \$4,500.00 Money you have to pay back						
Award	Status	Total Awarded Amount	Summer Quarter 2018	Fall Quarter 2018	Winter Quarter 2019	Spring Quarter 2019
Unsubsidized Loans Accept or Decline	Pending	\$4,500.00	\$1,500.00	\$1,500.00	\$1,500.00	\$0.00
Award Total						
Award		Total Awarded Amount	Summer Quarter 2018	Fall Quarter 2018	Winter Quarter 2019	Spring Quarter 2019
Total Awards Accept or Decline All		\$19,500.00	\$5,250.00	\$5,250.00	\$5,250.00	\$3,750.00

You can accept each award by clicking these individual links

Or, you can accept ALL by clicking this link

If you approve part or all of the financial aid offer, the Financial Aid Office will complete the internal processing to finalize your aid setup within 3-5 days. If any additional steps are required, the Financial Aid Office will notify you via email and via the “View Financial Aid Status and Checklist” screen on AU VIEW (seen in steps 4 & 5, above).

No further action is required if you reject the financial aid offer.

If you have any questions, please contact our office at 206-268-4010 or financialaid.aus@antioch.edu.